

CASP



SCHOLARSHIP REQUIREMENTS














1st year

2nd year

Grad year






- Attend **CASP 101**, our summer transition program in late July (information will be sent to student's UCSD email).
-  Visit the Triton Transfer Hub to learn about resources and events available for transfer students.
- Attend CASP Academic Year Kickoff, our Weeks of Welcome Event in the Fall Quarter.
-  Meet with College academic advisor twice/quarter.
- Meet with CASP Peer Leader (CPL) once per quarter and participate in quarterly activities, as available.
- Register and attend a once-a-week CASP Learning Community (OLC) during the Fall, Winter, and Spring quarter of your first year.
-  Attend Faculty Speaker Series: Winter and Spring Quarters.
-  Reapply for FAFSA or CA Dream App. Priority deadline is March 2.
-  Consider participating in the CASP study jam the Friday before Finals Week every quarter (optional but recommended).
- At the end of your first year, add your CASP requirement to your Co-Curricular Record (elt.ucsd.edu/ccr).
- If interested in research opportunities, visit ugresearch.ucsd.edu to create a timeline on when to apply.

-  Meet with College academic advisor once/quarter.
-  Attend Faculty Speaker Series: Winter and Spring Quarters (optional but recommended).
-  Reapply for FAFSA or CA Dream App. Priority deadline is March 2.
-  Consider participating in the CASP study jam the Friday before Finals Week every quarter (optional but recommended).
-  Visit Career Services Center to explore career paths and graduate schools.

-  Notify your College academic advisor and CASP the quarter you plan to graduate.
-  File to graduate via the Degree and Diploma Application (DDA).
-  Participate in CASPgrad graduation celebration to receive your CASP medallion (Week 10 Spring Quarter).
-  Add CASP to your LinkedIn account! Visit bit.ly/CASPLinkedInSignUp to learn more about how to add the Chancellor's Associates Scholars Program to your education.
-  Consider participating in CASP Senior Student Success Series (information will be sent to student's UCSD emails).
-  Attend Student Success Series: Winter and Spring Quarters (optional but recommended)

CASP Alumni

Stay Connected

-  Stay connected with CASP! Check out our CASP Community webpage to learn about how to get involved with CASP and share your post grad story. Join our Alumni community at bit.ly/CASPAlumniForm.
-  Sign up for our CASP e-Newsletter to receive more information on CASP events and opportunities. Visit us at bit.ly/CASPNewsletter.
-  Join Tritons Connect and join our CASP Community. Visits tritonsconnect.com for more information.
-  Come and visit us at UC San Diego during Alumni Weekend. Visit alumni.ucsd.edu for more information.
-  Sign up for a UCSD Alumni Email for Life. See how to sign up for one at alumni.ucsd.edu and search "Alumni Email for Life".

-  Check casp.ucsd.edu for the most up-to-date info, and make sure you are receiving our monthly electronic e-newsletter.
-  Add casp@ucsd.edu to your address book to ensure you receive our messages, and it's not sent to your spam folder!
-  Contact casp@ucsd.edu or (858) 534-8366.

